

The UK Graduate Careers Survey 2016

Research Briefing

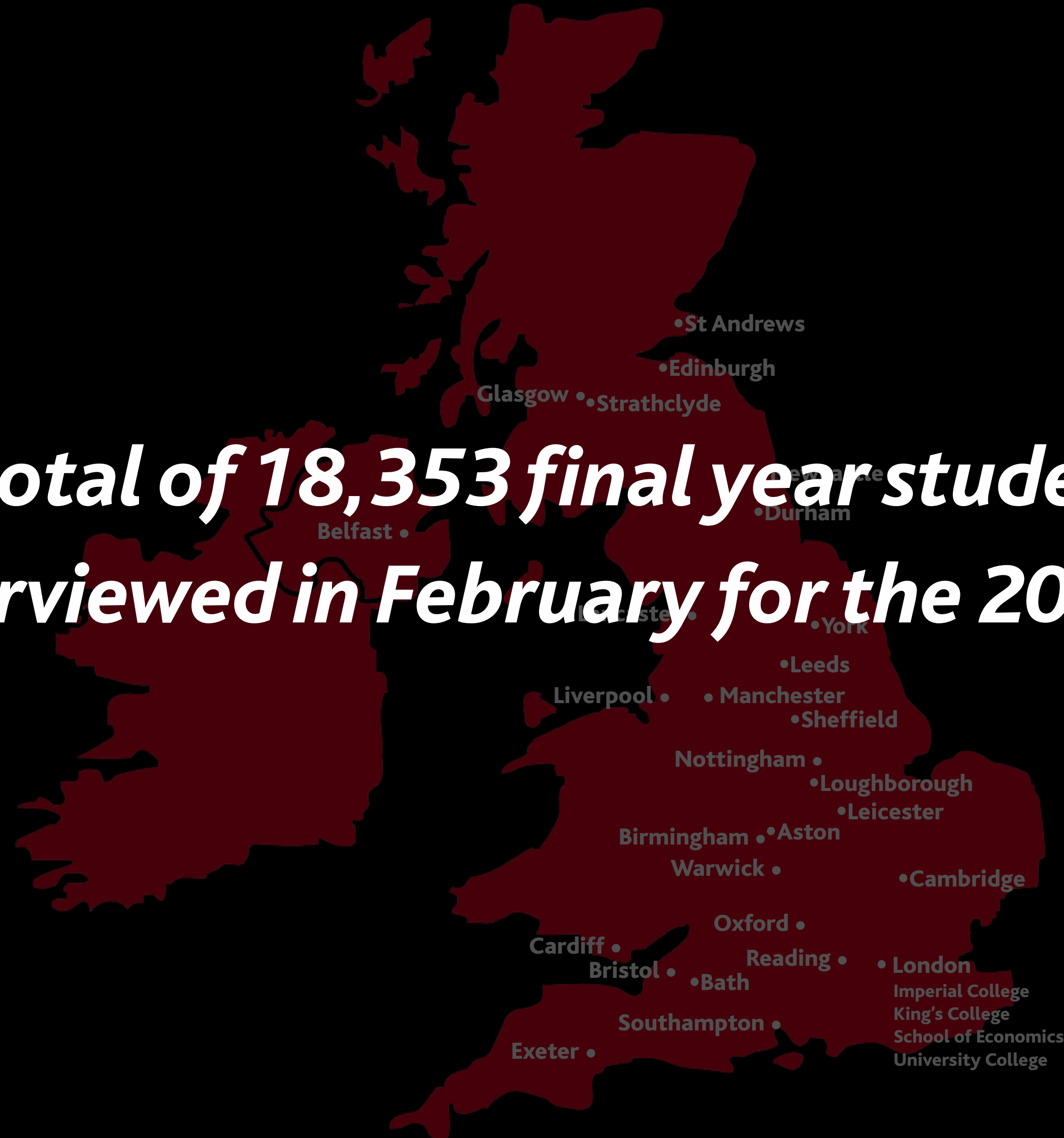


Universities in the Survey



Universities in the Survey

A total of 18,353 final year students were interviewed in February for the 2016 survey.



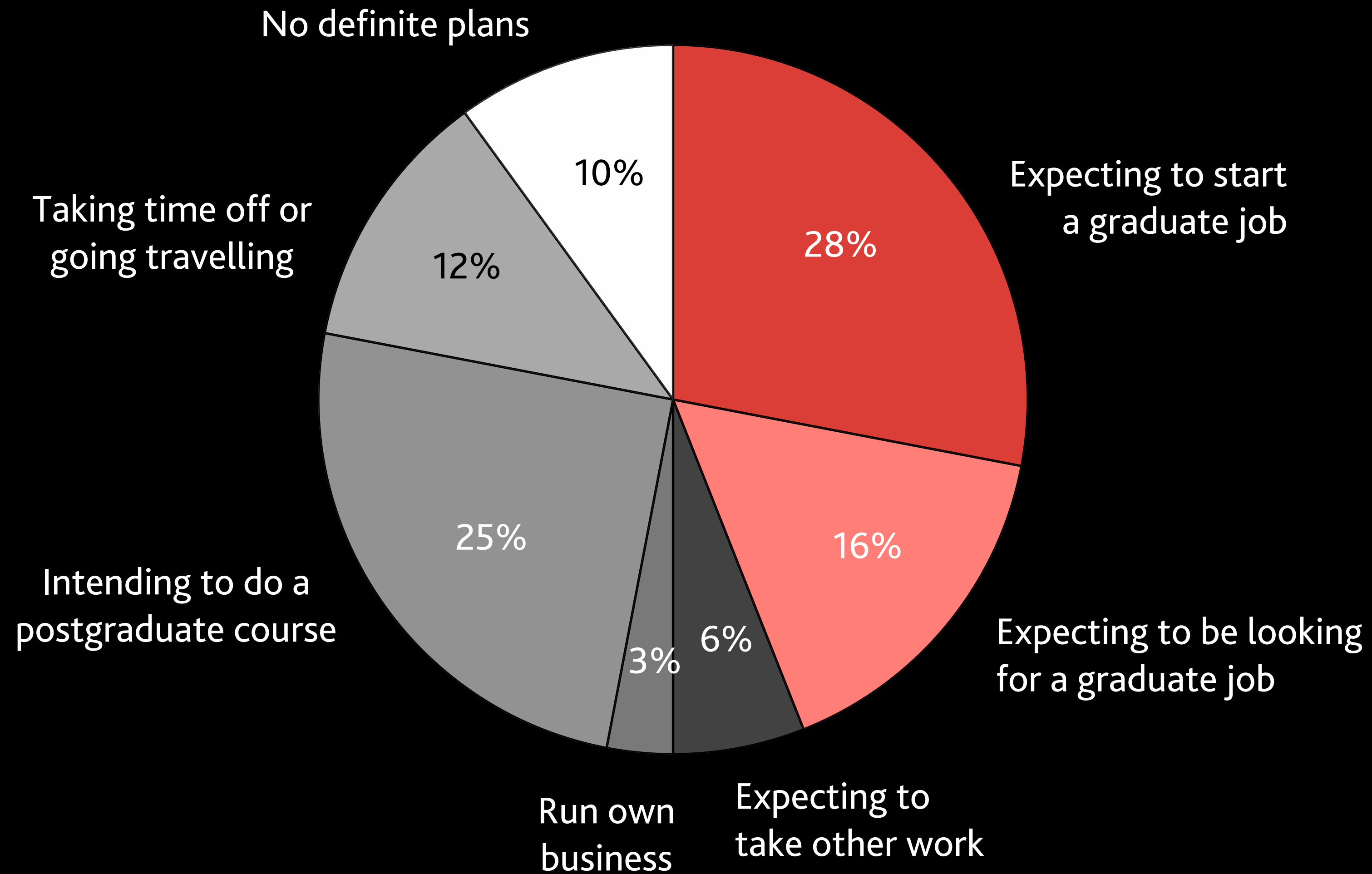
Students' Average A-level Qualifications

<i>UNIVERSITY</i>	<i>Average A-Level</i>	<i>UNIVERSITY</i>	<i>Average A-Level</i>
London Imperial College	AAAA+	Strathclyde	AAA+
Cambridge	AAAA+	Lancaster	AAA
London School of Economics	AAAA+	Nottingham	AAA
Oxford	AAAA	Sheffield	AAA
London University College	AAA+	Manchester	AAA
London King's College	AAA+	Leeds	AAA
St Andrews	AAA+	Birmingham	AAA
Warwick	AAA+	Southampton	AAA
Durham	AAA+	Belfast Queens University	AAB
Bath	AAA+	Newcastle	AAB
Bristol	AAA+	Loughborough	AAB
Edinburgh	AAA+	Liverpool	AAB
Glasgow	AAA+	Cardiff	ABB
Exeter	AAA+	Leicester	ABB
York	AAA+	Aston	ABB

The UK Graduate Careers Survey 2016

Plans for After University

Finalists Plans for After University



Finalists Expecting to Join the Graduate Job Market in 2016

<i>UNIVERSITY</i>	<i>%</i>	<i>UNIVERSITY</i>	<i>%</i>
Aston	61	Newcastle	43
Bath	56	Nottingham	43
Belfast Queen's University	55	Leeds	41
Loughborough	55	Oxford	41
London School of Economics	52	Birmingham	40
Sheffield	52	Cambridge	40
London Imperial College	51	London King's College	40
Warwick	51	London University College	40
Strathclyde	49	Southampton	40
Leicester	47	Cardiff	39
Bristol	44	Liverpool	39
Durham	44	Glasgow	38
Exeter	43	St Andrews	38
Lancaster	43	Edinburgh	37
Manchester	43	York	37

The UK Graduate Careers Survey 2016

Applications for Employment

Finalists' Graduate Job Applications in 2015-2016

<i>CAREER SECTOR</i>	<i>%</i>	<i>CAREER SECTOR</i>	<i>%</i>
Consulting	16.2	Human Resources	8.5
Marketing	14.6	Sales	7.9
Media	12.2	General Management	6.3
Research & Development	12.0	IT	4.7
Investment Banking	11.4	Retailing	4.7
Finance	11.4	Buying or Purchasing	4.0
Teaching	11.0	Transport or Logistics	3.2
Charity or Voluntary Work	10.7	Actuarial Work	2.3
Accountancy	10.0	Armed Forces	2.3
Law	9.9	Property	2.1
Engineering	8.9	Police	1.8

How the 'Class of 2016' Approached Job Hunting

First Year

47% of students began researching their career options by the end of their first year

A ***fifth*** of first years did an internship with a graduate employer

Penultimate Year

A total of ***77%*** of students were actively job hunting in their penultimate year

Half of penultimate students did an internship or a course placement

Final Year

63% of finalists made applications to graduate employers by the end of February

A ***fifth*** of finalists had secured a job offer 3 months before graduation

Finalists' Progress with Graduate Job Offers

*A total of **33%** of finalists had received at least one graduate job offer by the end of February*

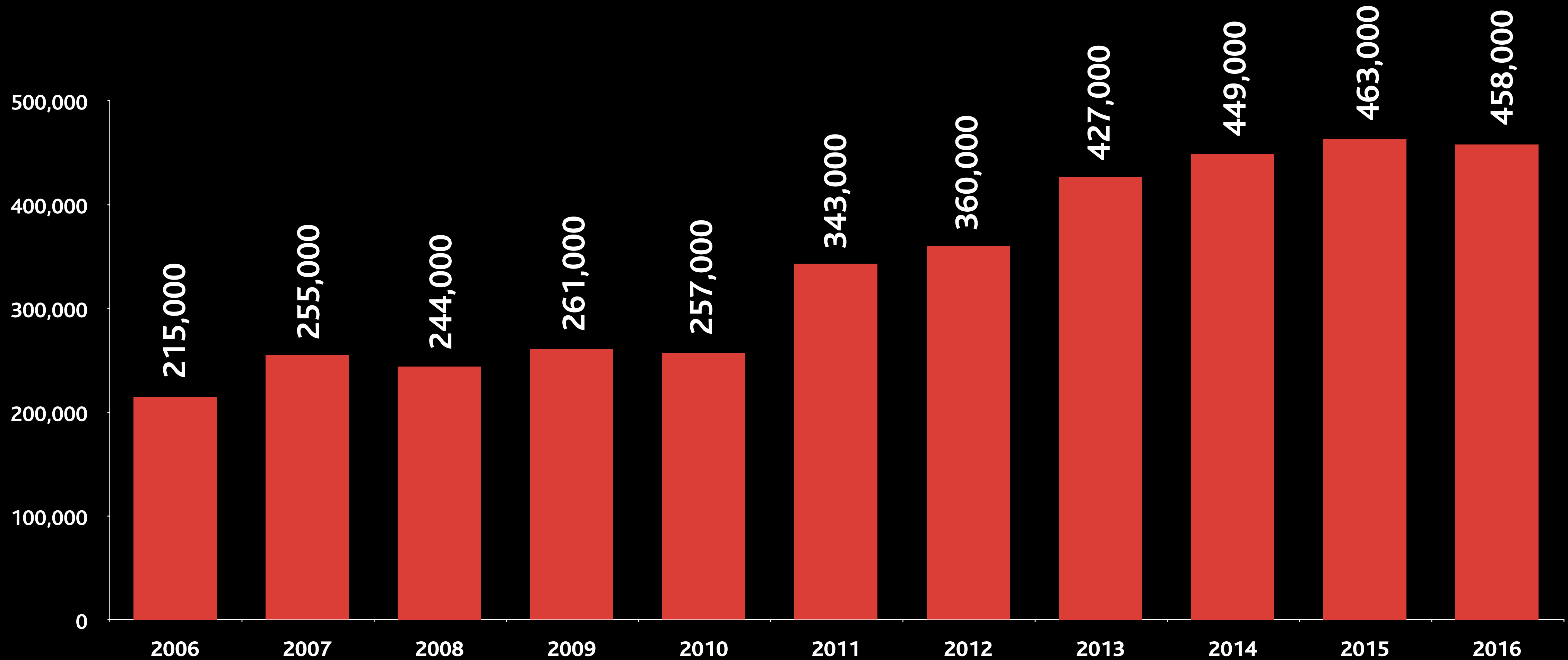


***24%** of finalists had received job offers from employers they had done work experience with*



***23%** of finalists had job offers from graduate employers they applied to in their final year*

Number of Applications Made by late February 2006-2016



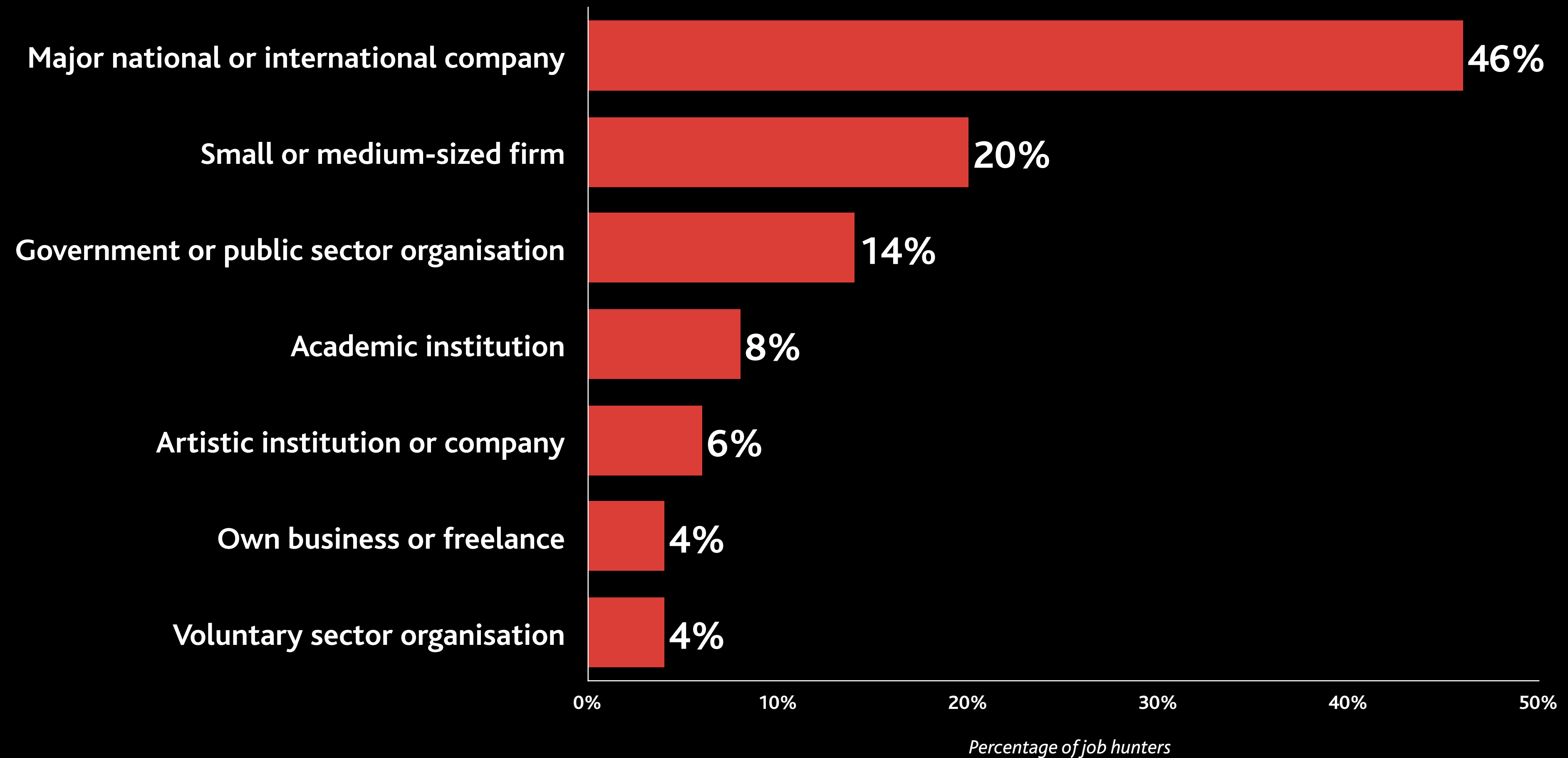
Finalists with Graduate Job Offers by February 2016

<i>UNIVERSITY</i>	<i>%</i>	<i>UNIVERSITY</i>	<i>%</i>
London Imperial College	57	Loughborough	33
London School of Economics	54	Nottingham	33
Bath	48	Sheffield	32
Aston	44	Glasgow	31
Warwick	43	Edinburgh	30
London King's College	41	Lancaster	30
Belfast Queen's University	39	Birmingham	27
Cambridge	39	Leeds	27
Durham	39	Manchester	27
Oxford	38	Cardiff	26
Strathclyde	38	Southampton	26
London University College	37	Newcastle	24
Bristol	36	Leicester	23
St Andrews	34	Liverpool	23
Exeter	33	York	21

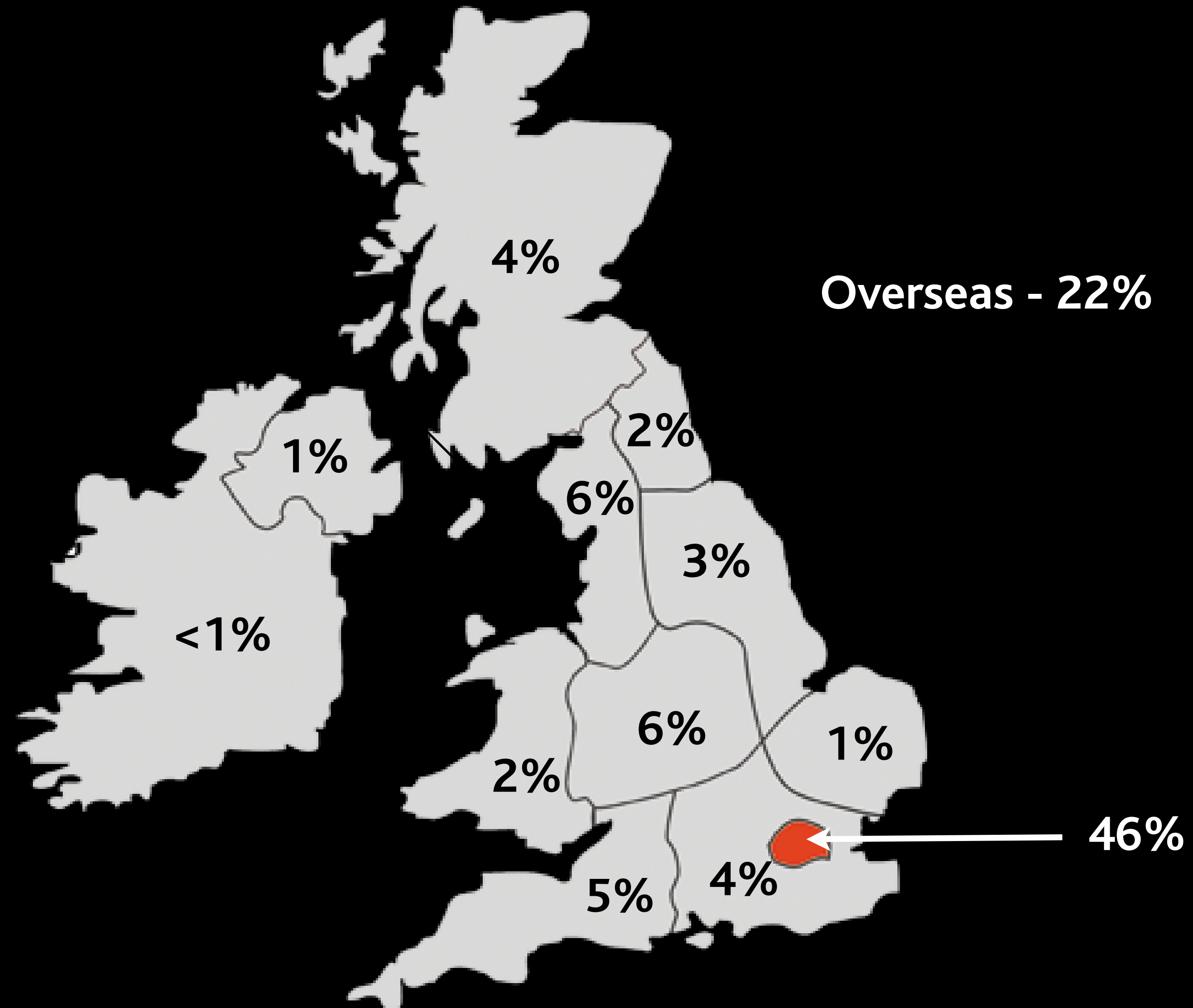
The UK Graduate Careers Survey 2015

Expectations of First Employer

Type of Organisation Job Hunters Wanted to Join



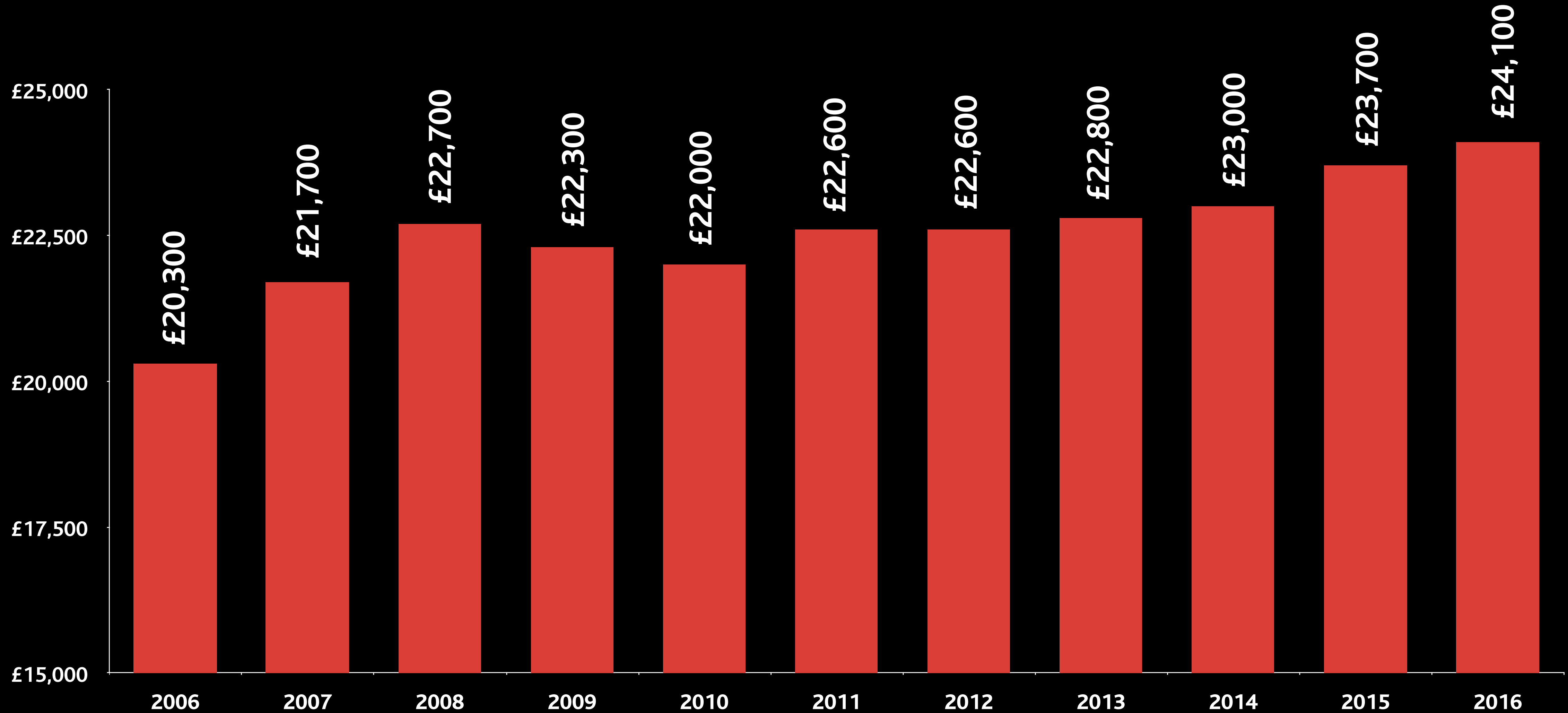
Preferred Location for First Graduate Job



Preferred Location of First Employer

<i>UNIVERSITY</i>	<i>1st choice</i>	<i>UNIVERSITY</i>	<i>1st choice</i>
Aston	London	London Imperial College	London
Bath	London	London King's College	London
Belfast Queens University	Northern Ireland	London School of Economics	London
Birmingham	London	London University College	London
Bristol	London	Loughborough	London
Cambridge	London	Manchester	London
Cardiff	London	Newcastle	London
Durham	London	Nottingham	London
Edinburgh	London	Oxford	London
Exeter	London	St Andrews	London
Glasgow	Scotland	Sheffield	London
Lancaster	London	Southampton	London
Leeds	London	Strathclyde	Scotland
Leicester	London	Warwick	London
Liverpool	London	York	London

Average Starting Salary Expectations 2005-2015



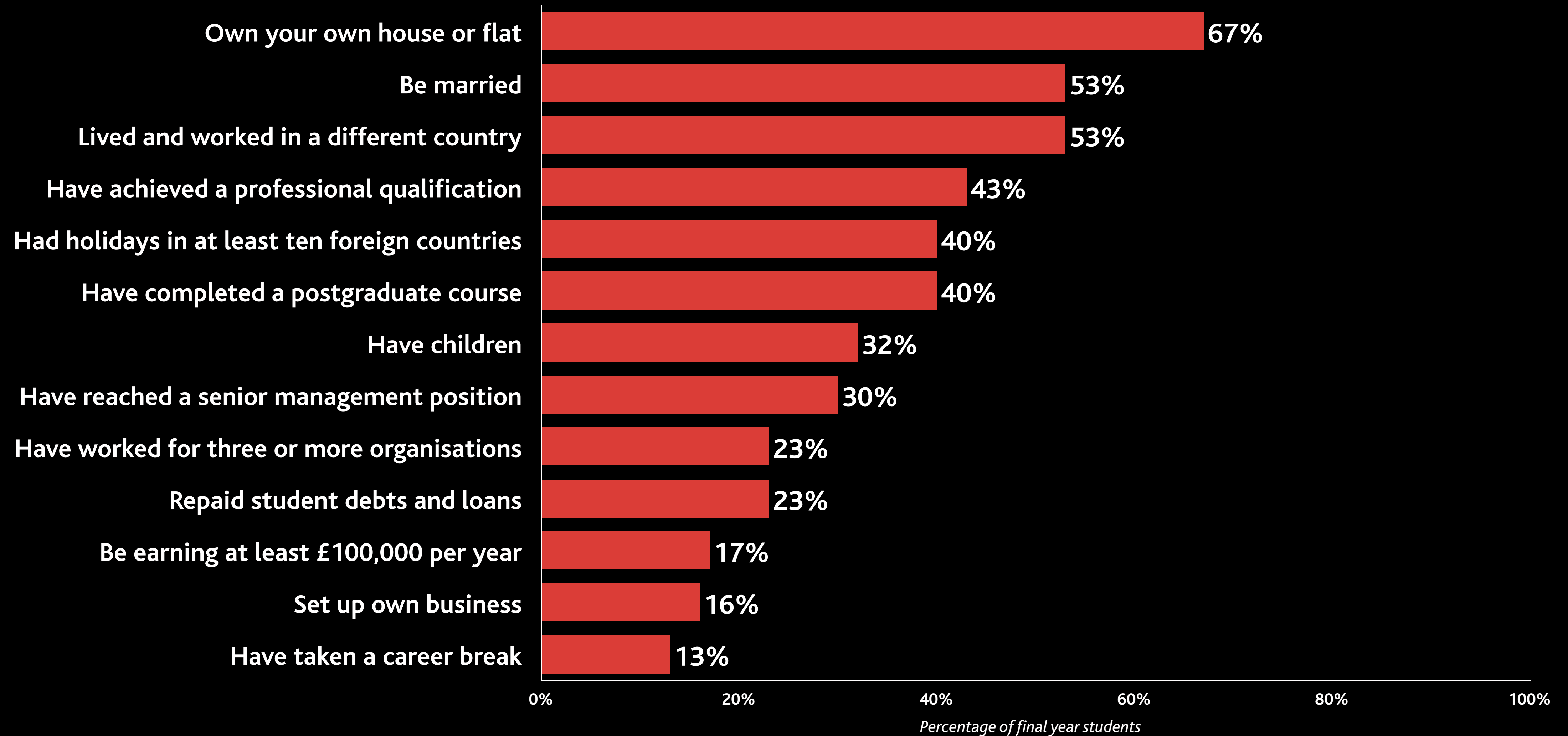
Average Expected Starting Salaries

<i>UNIVERSITY</i>	<i>AVERAGE</i>	<i>UNIVERSITY</i>	<i>AVERAGE</i>
London School of Economics	£31,800	Strathclyde	£23,500
Oxford	£28,600	Leicester	£23,400
London Imperial College	£27,900	Manchester	£23,300
Warwick	£27,300	Edinburgh	£23,100
Cambridge	£26,600	Lancaster	£23,000
Bath	£25,400	Newcastle	£23,000
London King's College	£25,200	York	£23,000
Bristol	£25,100	Birmingham	£22,900
Durham	£25,100	Southampton	£22,800
Aston	£24,900	Leeds	£22,700
St Andrews	£24,600	Sheffield	£22,600
Loughborough	£24,300	Glasgow	£22,000
Exeter	£24,200	Belfast Queen's University	£21,800
Nottingham	£24,000	Liverpool	£21,600
London University College	£23,900	Cardiff	£21,500

The UK Graduate Careers Survey 2016

The Future

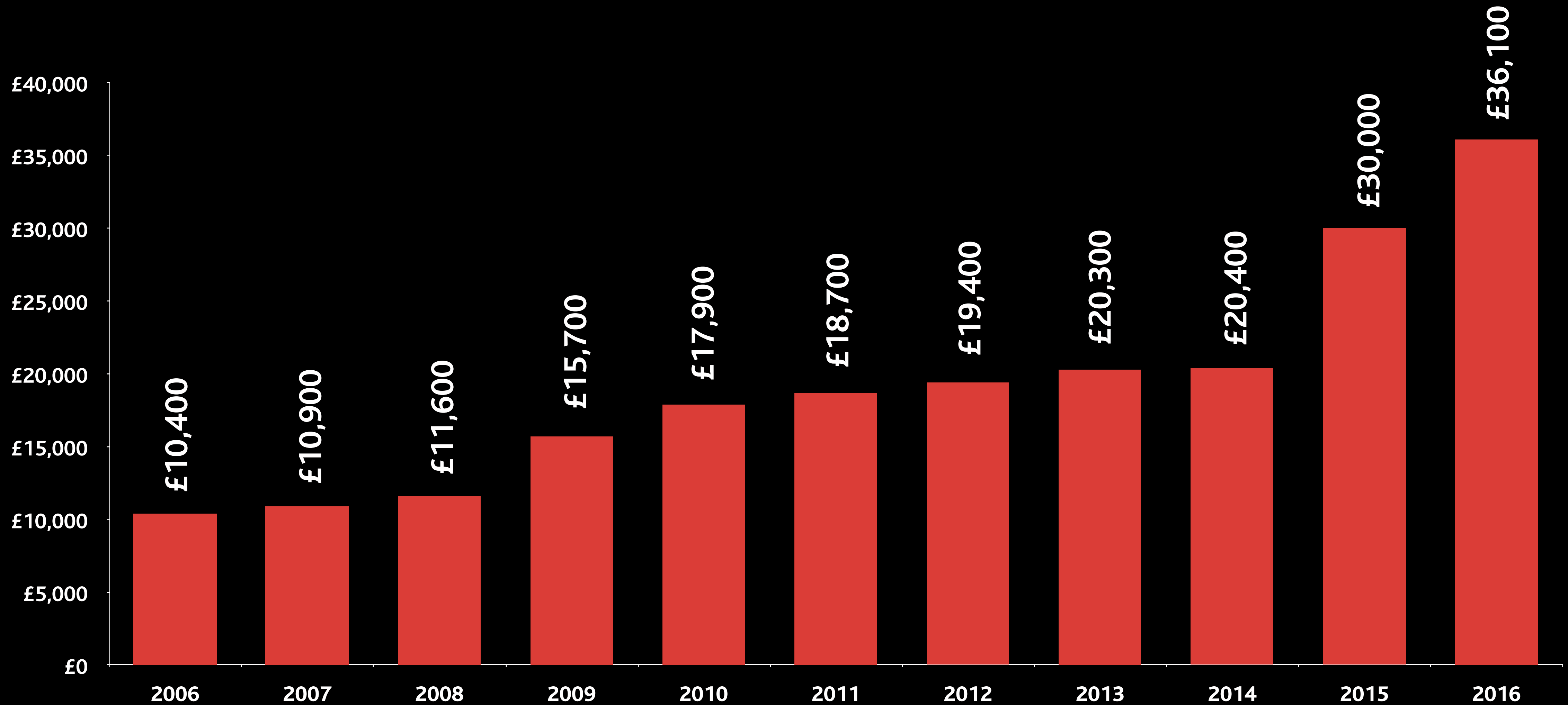
Expectations by the Age of 30



The UK Graduate Careers Survey 2016

Graduation Debts

Average Expected Graduation Debts 2006-2016



Average Expected Graduation Debts

<i>UNIVERSITY</i>	<i>AVERAGE</i>	<i>UNIVERSITY</i>	<i>AVERAGE</i>
London Imperial College	£45,000	Oxford	£37,000
London School of Economics	£42,600	Southampton	£37,000
London University College	£41,300	Birmingham	£36,600
London King's College	£39,500	Exeter	£36,500
Sheffield	£39,500	Bath	£36,300
Warwick	£39,100	Lancaster	£36,000
Leeds	£38,600	Leicester	£35,700
Durham	£38,400	York	£35,500
Nottingham	£38,100	Aston	£34,200
Cambridge	£38,000	St Andrews	£32,600
Newcastle	£37,600	Cardiff	£32,200
Manchester	£37,500	Edinburgh	£31,700
Bristol	£37,400	Belfast Queen's University	£21,100
Liverpool	£37,200	Glasgow	£18,900
Loughborough	£37,200	Strathclyde	£13,100

THE  TIMES

TOP 100

GRADUATE EMPLOYERS

GRADUATE EMPLOYERS

THE  TIMES
TOP 100
 GRADUATE EMPLOYERS

2015			2015			2015			2015		
1	1	PwC	26	20	BP	51	64	ExxonMobil	76	76	Network Rail
2	2	Aldi	27	26	Shell	52	81	Amazon	77	84	Bank of America Merrill Lynch
3	4	Teach First	28	35	Army	53	55	Newton Europe	78	87	Norton Rose Fulbright
4	5	Civil Service	29	29	Microsoft	54	34	Marks & Spencer	79	93	Lloyd's of London
5	3	Google	30	33	Clifford Chance	55	83	MI5 - The Security Service	80	54	Diageo
6	9	KPMG	31	36	Morgan Stanley	56	50	Slaughter and May	81	90	Grant Thornton
7	6	Deloitte	32	24	Tesco	57	63	Baker & McKenzie	82	61	Hogan Lovells
8	7	NHS	33	31	Arup	58	78	Nestlé	83	73	Siemens
9	8	EY	34	27	Procter & Gamble	59	48	Citi	84	86	Oxfam
10	10	BBC	35	51	RBS	60	66	Danone	85	NEW	Irwin Mitchell
11	13	Unilever	36	39	Allen & Overy	61	85	Penguin Random House	86	45	European Commission
12	14	J.P. Morgan	37	53	Boston Consulting Group	62	58	Police	87	52	British Airways
13	12	GSK	38	32	Freshfields Bruckhaus Deringer	63	NEW	Santander	88	67	Local Government
14	25	Lidl	39	41	Linklaters	64	NEW	Virgin Media	89	79	BlackRock
15	15	Goldman Sachs	40	42	Atkins	65	59	Deutsche Bank	90	89	Facebook
16	18	HSBC	41	43	Sky	66	100	Bank of England	91	46	Cancer Research UK
17	17	Accenture	42	40	Frontline	67	47	The Royal Navy	92	92	UBS
18	11	John Lewis Partnership	43	49	BAE Systems	68	62	Airbus	93	99	Credit Suisse
19	19	Jaguar Land Rover	44	37	Apple	69	96	Herbert Smith Freehills	94	NEW	Savills
20	16	Barclays	45	38	Mars	70	97	AECOM	95	NEW	Standard Life
21	22	McKinsey & Company	46	75	AstraZeneca	71	70	Boots	96	65	Bloomberg
22	28	L'Oréal	47	44	BT	72	95	Wellcome Trust	97	80	Mondelez International
23	23	Rolls-Royce	48	69	Transport for London	73	NEW	RAF	98	68	McDonald's
24	21	IBM	49	72	WPP	74	60	DLA Piper	99	NEW	BMW
25	30	Lloyds Banking Group	50	56	Bain & Company	75	71	Mott MacDonald	100	94	BDO